

Pyramide presque'aztèque

un défi Junior - Senior

On donne au verso les vues de face (SUD) successives de la construction d'une pyramide aztèque au fur et à mesure de la pose de ses dix pièces.


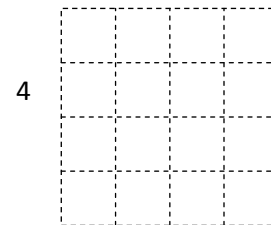
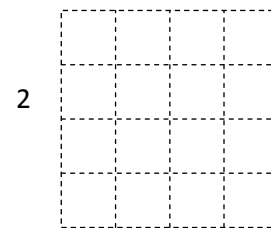


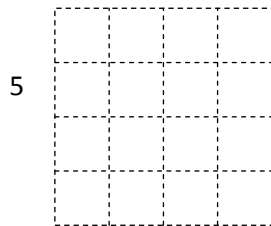

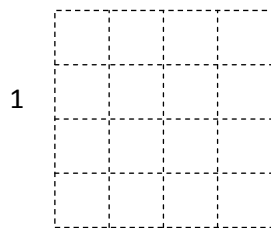
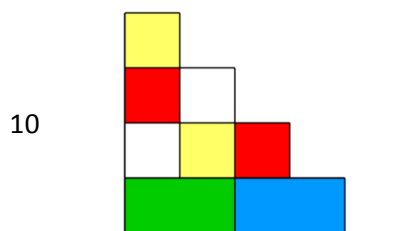
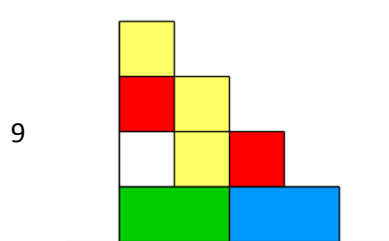
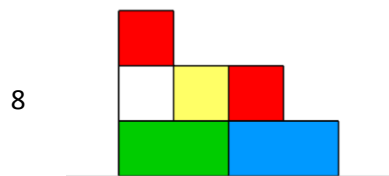
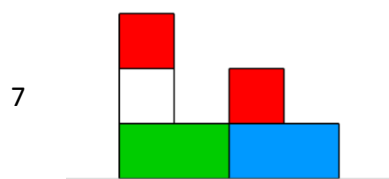
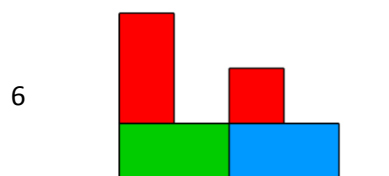
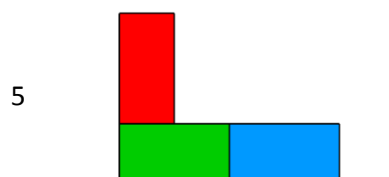
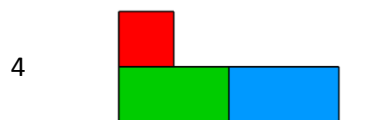
Les dix pièces



(en vert : un bicube, en blanc : deux cubes distincts)

Demande :

remplir et colorier les étapes du codage colonne ainsi que la perspective.



10

4	3	2	1
3	3	2	1
2	2	2	1
1	1	1	1

